

VIDYA BHAWAN BALIKA VIDYA PITH

CLASS- 3

DATE- 14 .02. 21

SUB- MATHS

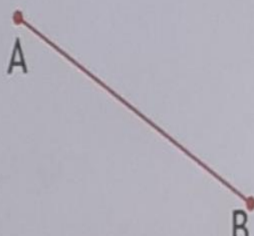



S.T-PRAGYA

BASED ON N.C.E.R.T PATTERN

CH- GEOMETRY

1. Use the scale and measure the line segment and Note down their length .

C. Measure the following line segment and note down their lengths :

<p>a</p>  <p>A B</p>	<p>b</p>  <p>C D</p>
<p>c</p>  <p>P Q</p>	<p>c</p>  <p>M N</p>
<p>1</p> $\overline{AB} = \dots\dots\dots \text{cm}$	<p>2</p> $\overline{CD} = \dots\dots\dots \text{cm}$
<p>3</p> $\overline{PQ} = \dots\dots\dots \text{cm}$	<p>4</p> $\overline{MN} = \dots\dots\dots \text{cm}$

2. Draw the line segment of the following lengths using scale and write down .

